



# 2010-2011 GMT Reports for District (or Undistricted) **District A 4 ONTARIO**

GMT: **TERRY GRAHAM**

Location: **ONTARIO**

GMT CA: **2**

## CLUBS

Club Results  
2010-2011

Clubs  
2009-2010

Month	New Club Goal	Actual New Clubs	Actual Dropped Clubs	Gain/Loss of Clubs	Gain/Loss of Clubs
Jul/Aug/Sep	0	0	0	0	0
<b>Totals</b>	<b>0</b>	<b>0</b>	<b>0</b>	<b>0</b>	<b>0</b>

### Club Results 2010-2011

Goal, New, Dropped, Gain/Loss



### Comparison of Club Gain/Loss

Current Year Compared to the Previous Year



### YTD Status Quo Clubs 2010-2011

Status Quo Clubs Compared to Status Quo Members



## MEMBERSHIP

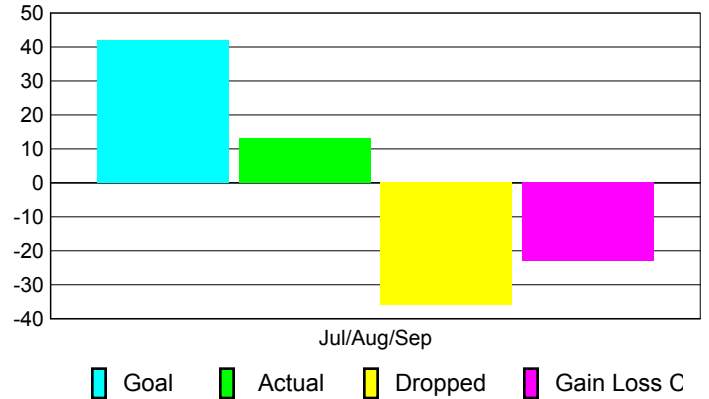
Membership Results  
2010-2011

Membership  
2009-2010

Month	Net Memb Goal	Actual New Memb	Actual Dropped Memb	Gain/Loss of Memb	Gain/Loss of Memb
Jul/Aug/Sep	42	13	-36	-23	-19
<b>Totals</b>	<b>42</b>	<b>13</b>	<b>-36</b>	<b>-23</b>	<b>-19</b>

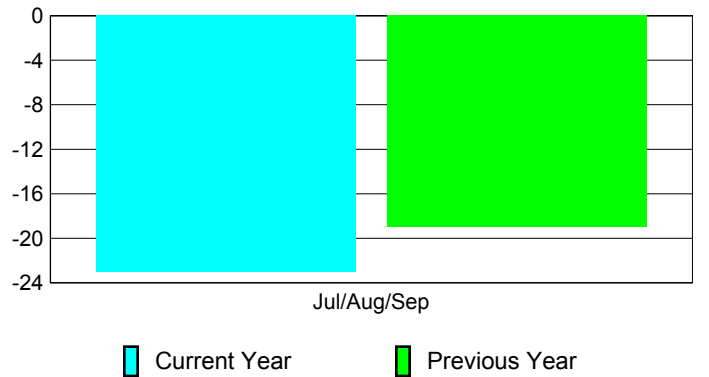
### Membership Results 2010-2011

Goal, New, Dropped, Gain/Loss

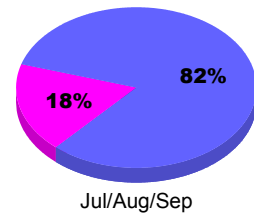


### Comparison of Membership Gain/Loss

Current Year Compared to the Previous Year



### Gender Comparison 2010-2011



■ Male      ■ Female



# 2010-2011 GMT Reports for District (or Undistricted) **District A 4 QUEBEC**

GMT: **TERRY GRAHAM**

Location: **QUEBEC**

GMT CA: **2**

## CLUBS

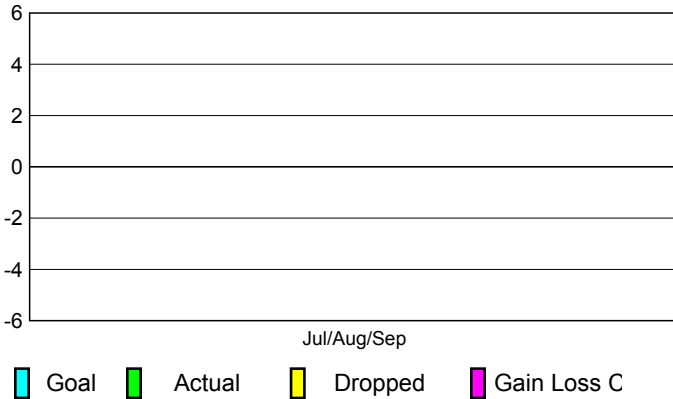
**Club Results**  
2010-2011

**Clubs**  
2009-2010

Month	New Club Goal	Actual New Clubs	Actual Dropped Clubs	Gain/Loss of Clubs	Gain/Loss of Clubs
Jul/Aug/Sep	0	0	0	0	0
<b>Totals</b>	<b>0</b>	<b>0</b>	<b>0</b>	<b>0</b>	<b>0</b>


### Club Results 2010-2011

Goal, New, Dropped, Gain/Loss




### Comparison of Club Gain/Loss

Current Year Compared to the Previous Year



### YTD Status Quo Clubs 2010-2011

Status Quo Clubs Compared to Status Quo Members



## MEMBERSHIP

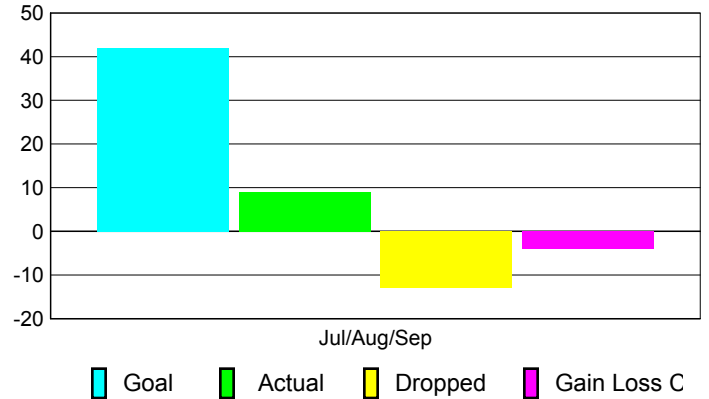
**Membership Results**  
2010-2011

**Membership**  
2009-2010

Month	Net Memb Goal	Actual New Memb	Actual Dropped Memb	Gain/Loss of Memb	Gain/Loss of Memb
Jul/Aug/Sep	42	9	-13	-4	14
<b>Totals</b>	<b>42</b>	<b>9</b>	<b>-13</b>	<b>-4</b>	<b>14</b>

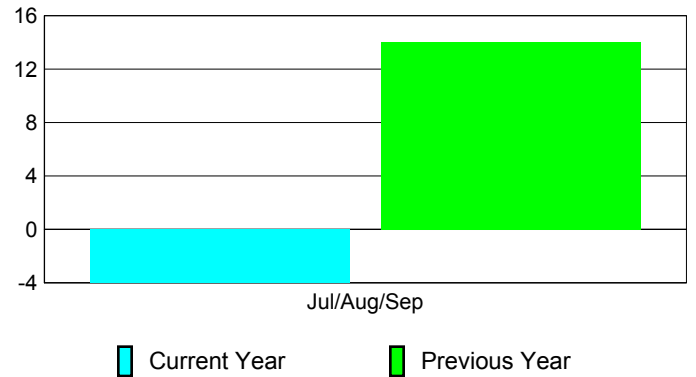
### Membership Results 2010-2011

Goal, New, Dropped, Gain/Loss

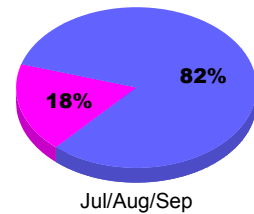


### Comparison of Membership Gain/Loss

Current Year Compared to the Previous Year



### Gender Comparison 2010-2011



Male Female